

Community Room



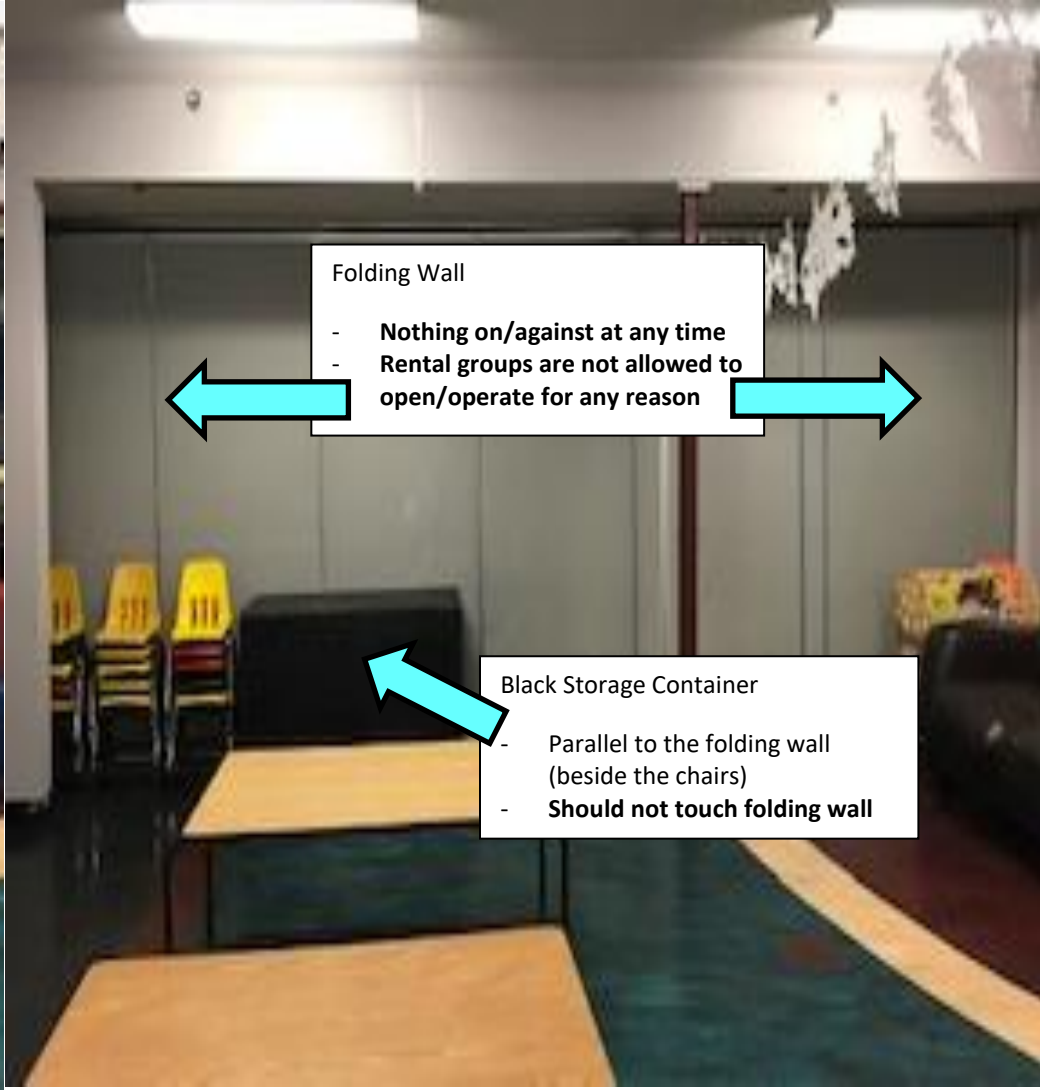
Wooden Coat Rack
- beside exit door

Wooden Storage Container
- At least 1 ft. from wall
(between exit door and office)

Red Couch
- In front of windows
- At least 1 ft. from wall

Door Mat
- In front of exit door



Community Room



Community Room



Community Room



Community Room



Large Wooden Bookshelf

- Against the hallway windows




Play Kitchen, Small Table & Light Table

- In a line
- Against wall beside wooden cubbies



2 White Chairs & Table

- Against wall beside light table
- At least 6 inches of space between furniture and wall



Community Room

Permanent Features:

- 1 moveable wooden storage container
- 1 door mat
- 1 wooden coat rack
- 1 red couch
- 1 child-sized blue couch
- 1 gray couch
- 1 small wooden bookshelf (mushrooms painted on sides)
- 1 moveable, black storage container
- 20 child-sized chairs
- 3 brooms (2 household-size with dustpans, 1 large without dustpan)
- 4 large waste containers: 1 blue bin for recyclables; 1 blue bin for paper (no corrugated cardboard); 1 green bin for compost; 1 grey bin for landfill waste
- 1 wooden dollhouse (used as bookshelf)
- 1 large wooden bookshelf (with books)
- 5 large, child-sized wooden tables
- 1 small-sized wooden table
- Kitchen play set including: 1 plastic highchair, 1 wooden play fridge, 1 wooden play stove, 1 wooden play sink
- 1 light table
- 2 white chairs
- 1 medium-sized wooden table

Community Room

Furniture Placement

- The wooden storage container should be against the wall between the exit door and office, at least 1 foot from the wall. Contents should be locked; not for rental use.
- The door mat should be in front of the exit door.
- The wooden coat rack should be beside the exit door, between the door mat and the couch.
- The red couch should be against the windows, with at least 1 foot of space between the couch and wall/heater.
- The small blue couch should be against the windows between the two larger couches, with at least 1 foot of space between the couch and wall/heater.
- The gray couch should be against the windows, with at least 1 foot of space between the couch and wall/heater.
- The small wooden bookshelf (painted with mushrooms) should be against the windows between the gray couch and foldable wall, with at least 1 foot of space between the couch and wall/heater.
- The black, moveable storage container should be parallel to the folding wall, beside the chairs. **It should not touch the folding wall.**
- **Nothing should be on/against the movable wall at any time. Rental groups are not allowed to open/operate the folding wall for any reason.**
- The 5 large wooden tables should be evenly spaced across the room, beginning 2-3 feet from to the black storage container, and with approximately 1-1.5 feet of space between each table.
- The chairs should be stacked in 4 piles, with no more than 5 chairs per stack, in the space between the moveable and permanent wall.
- The brooms should be in the same corner as the chairs.
- The 4 waste bins should be between the sink and kitchen door, against the wall. There is no corrugated cardboard recycling in the Community Room; speak to the attendant for recycling instructions.
- There should be nothing on the counter on either side of the sink.
- **The contents of the cupboards beneath the counter are not for rental use;** the cupboards will be locked.
- The wooden dollhouse (used as bookshelf) should be against the end of the counter.
- The large wooden bookshelf should be against the windows which separate the Community Room and hallway.
- The kitchen play set and small wooden table should be pushed against the wall beside the permanent coat hooks/cubbies.
- The light table should be pushed against the wall between the kitchen play set and the white chairs.
- The 2 white chairs and medium-sized table should be against the wall closest to the office, beside the light table.